



رسالة محمد





آشنایی و جستجو در پایگاه PubMed



مدرس و تهیه کننده: مائده صالحی
کتابدار مرکز آموزشی درمانی الزهرا



❖ مقدمه ای درباره پایگاه پابمد

❖ جستجو ساده

❖ فیلترها

❖ قسمت های مختلف مقاله

❖ جستجوی پیشرفته

عملگرهای بولین

❖ مش



About PubMed:

*Available to the public online since 1996, PubMed was developed and is maintained by the National Center for Biotechnology Information (NCBI), at the U.S. National Library of Medicine (NLM).

*The PubMed database contains more than **36 million** citations and abstracts of biomedical literature.

*It does not include full text journal articles; however, links to the full text are often present when available from other sources, such as the publisher's website or PubMed Central (PMC).

Subject coverage in this database includes:

medicine, nursing, dentistry, veterinary medicine and basic sciences.

روش های دسترسی به این پایگاه:

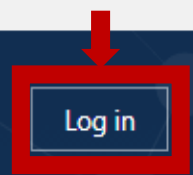
*مراجعه به کتابخانه دیجیتال دانشگاه به آدرس **Diglib.mui.ac.ir** و انتخاب پایگاه **PubMed** از میان پایگاه های اطلاعاتی (**Databases**)



<https://pubmed.ncbi.nlm.nih.gov/>

*استفاده از ادرس مستقیم

توجه شود جهت دسترسی به متن کامل مقاله ها در پایگاه های اطلاعاتی اتصال به VPN دانشگاه الزامی است.



Search

Advanced

PubMed® comprises more than 36 million citations for biomedical literature from MEDLINE, life science journals, and online books. Citations may include links to full text content from PubMed Central and publisher web sites.



Learn

About PubMed

FAQs & User Guide

Finding Full Text



Find

Advanced Search

Clinical Queries

Single Citation Matcher



Download

E-utilities API

FTP

Batch Citation Matcher



Explore

MeSH Database

Journals



Welcome back!



Log in again with
Google Account

or



eRA Commons



Google Account



ORCID



Login.gov



Microsoft



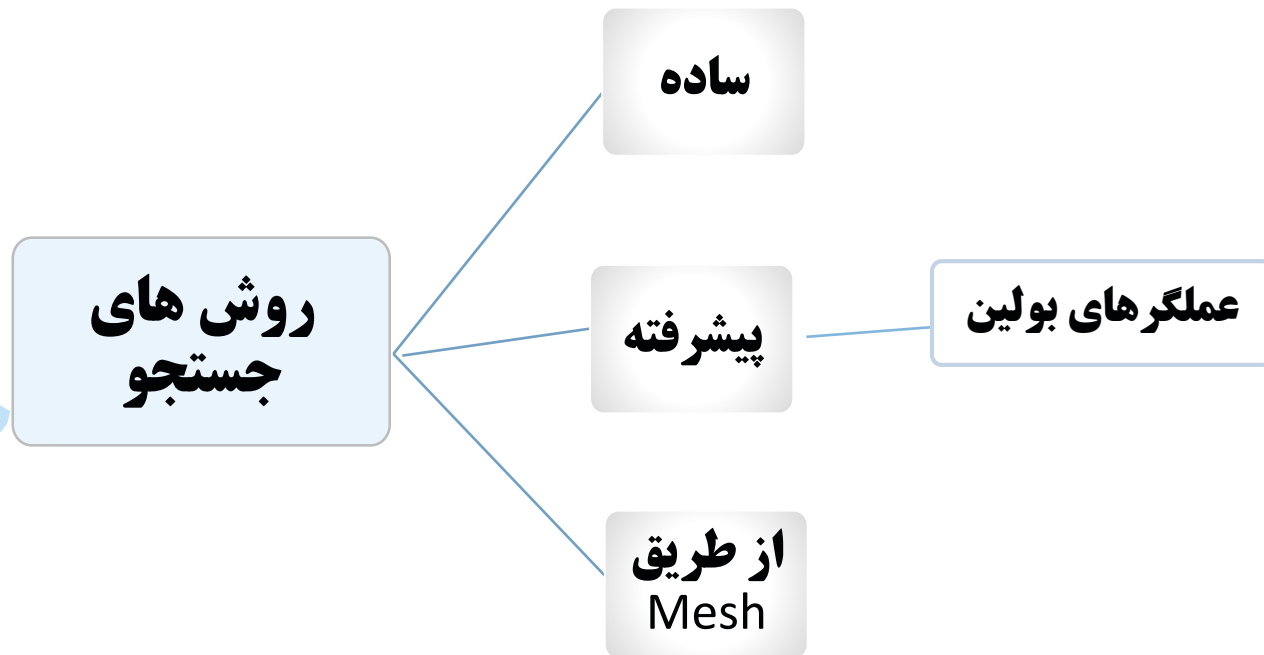
NIH Account



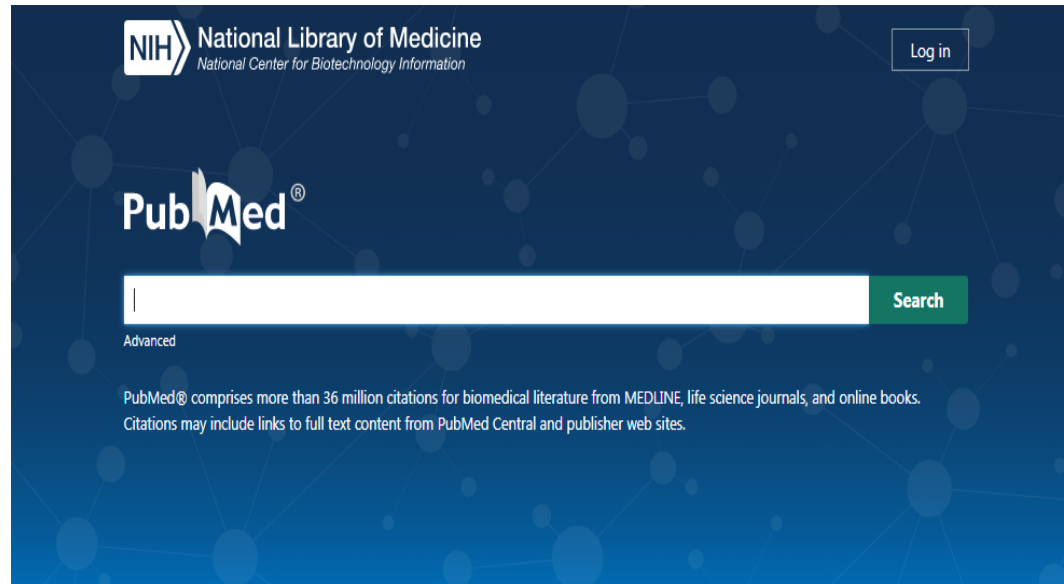
NCBI Account

more login options

روش های ورود log in به این پایگاه از طریق اکانت های مقابل امکان پذیر است.



جستجوی ساده



The screenshot shows the PubMed search page with a dark blue background. At the top left is the NIH logo and the text "National Library of Medicine" and "National Center for Biotechnology Information". At the top right is a "Log in" button. In the center is the PubMed logo. Below it is a search bar with a green "Search" button. Under the search bar is the word "Advanced". At the bottom, there is a paragraph of text: "PubMed® comprises more than 36 million citations for biomedical literature from MEDLINE, life science journals, and online books. Citations may include links to full text content from PubMed Central and publisher web sites."

NIH National Library of Medicine
National Center for Biotechnology Information

Log in

PubMed®

| Search

Advanced

PubMed® comprises more than 36 million citations for biomedical literature from MEDLINE, life science journals, and online books. Citations may include links to full text content from PubMed Central and publisher web sites.



"CNS tumors"

Search

[Advanced](#) [Create alert](#) [Create RSS](#)

[User Guide](#)

Save

Email

Send to

Sort by:

Best match

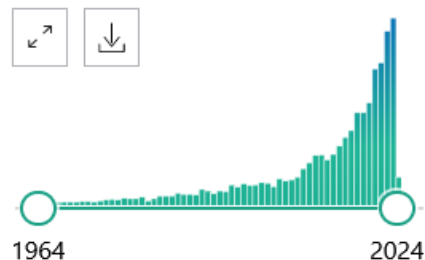
Display options

MY NCBI FILTERS

2,821 results

Page 1 of 283

RESULTS BY YEAR



Epidemiology of Brain and Other CNS Tumors.

1 Ostrom QT, Francis SS, Barnholtz-Sloan JS.

Cite *Curr Neurol Neurosci Rep.* 2021 Nov 24;21(12):68. doi: 10.1007/s11910-021-01152-9.
PMID: 34817716 [Free PMC article.](#) [Review.](#)

Share PURPOSE OF REVIEW: Brain and other central nervous system (**CNS**) **tumors**, while rare, cause significant morbidity and mortality across all ages. This article summarizes the current state of the knowledge on the epidemiology of brain and other **CNS tumors**. ...

CNS Tumors in Neurofibromatosis.

2 Campian J, Gutmann DH.

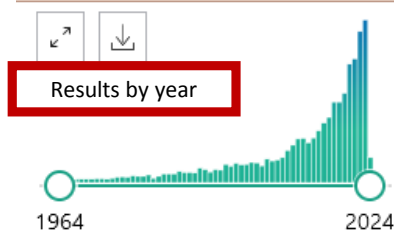
Cite *J Clin Oncol.* 2017 Jul 20;35(21):2378-2385. doi: 10.1200/JCO.2016.71.7199. Epub 2017 Jun 22.
PMID: 28640700 [Free PMC article.](#) [Review.](#)

Share Neurofibromatosis (NF) encompasses a group of distinct genetic disorders in which affected children and adults are prone to the development of benign and malignant **tumors** of the nervous system. The purpose of this review is to discuss the spectrum of **CNS tumors** ...

TEXT AVAILABILITY

- Abstract
- Free full text
- Full text

ARTICLE ATTRIBUTE



TEXT AVAILABILITY

- Abstract
- Free full text
- Full text

ARTICLE ATTRIBUTE

- Associated data

ARTICLE TYPE

- Books and Documents
- Clinical Trial
- Guideline
- Meta-Analysis
- Randomized Controlled Trial
- Review
- Systematic Review

PUBLICATION DATE

- 1 year
- 5 years
- 10 years
- Custom Range

Additional filters

فیلترهای این پایگاه جهت محدود کردن جستجو که شامل تعداد نتایج براساس سال انتشار، دسترسی متن، نوع مقاله، تاریخ انتشار است. همچنین از دیگر امکانات این پایگاه داشتن additional filters یا فیلترهای اضافه است که امکانات بیشتری جهت محدود کردن جستجو دارد.

Additional filters

ARTICLE TYPE

SPECIES

ARTICLE LANGUAGE

SEX

AGE

OTHER

- Address
- Autobiography
- Bibliography
- Biography
- Case Reports
- Classical Article
- Clinical Conference
- Clinical Study
- Clinical Trial Protocol
- Clinical Trial, Phase I
- Clinical Trial, Phase II
- Clinical Trial, Phase III
- Clinical Trial, Phase IV
- Clinical Trial, Veterinary
- Comment
- Introductory Journal Article
- Lecture
- Legal Case
- Legislation
- Letter
- Multicenter Study
- News
- Newspaper Article
- Observational Study
- Observational Study, Veterinary
- Overall
- Patient Education Handout
- Periodical Index
- Personal Narrative
- Portrait

Cancel

Show

Additional filters

ARTICLE TYPE

- Humans
- Other Animals

SPECIES

ARTICLE LANGUAGE

SEX

AGE

OTHER

Cancel

Show

Additional filters

ARTICLE TYPE

SPECIES

ARTICLE LANGUAGE

SEX

AGE

OTHER

<input type="checkbox"/>	Afrikaans	<input type="checkbox"/>	Korean
<input type="checkbox"/>	Albanian	<input type="checkbox"/>	Latin
<input type="checkbox"/>	Arabic	<input type="checkbox"/>	Latvian
<input type="checkbox"/>	Armenian	<input type="checkbox"/>	Lithuanian
<input type="checkbox"/>	Azerbaijani	<input type="checkbox"/>	Macedonian
<input type="checkbox"/>	Bosnian	<input type="checkbox"/>	Malay
<input type="checkbox"/>	Bulgarian	<input type="checkbox"/>	Malayalam
<input type="checkbox"/>	Catalan	<input type="checkbox"/>	Maori
<input type="checkbox"/>	Chinese	<input type="checkbox"/>	Multiple Languages
<input type="checkbox"/>	Croatian	<input type="checkbox"/>	Norwegian
<input type="checkbox"/>	Czech	<input type="checkbox"/>	Persian
<input type="checkbox"/>	Danish	<input type="checkbox"/>	Polish
<input type="checkbox"/>	Dutch	<input type="checkbox"/>	Portuguese
<input type="checkbox"/>	English	<input type="checkbox"/>	Pushto
<input type="checkbox"/>	Esperanto	<input type="checkbox"/>	Romanian

Cancel Show

Additional filters



ARTICLE TYPE

Female

Male

SPECIES

ARTICLE LANGUAGE

SEX

AGE

OTHER

Cancel

Show

Additional filters



ARTICLE TYPE

Child: birth-18 years

Adult: 19+ years

Newborn: birth-1 month

Young Adult: 19-24 years

SPECIES

Infant: birth-23 months

Adult: 19-44 years

Infant: 1-23 months

Middle Aged + Aged: 45+ years

Preschool Child: 2-5 years

Middle Aged: 45-64 years

ARTICLE LANGUAGE

Child: 6-12 years

Aged: 65+ years

Adolescent: 13-18 years

80 and over: 80+ years

SEX

AGE

OTHER

Cancel

Show

Additional filters

ARTICLE TYPE

Exclude preprints

MEDLINE

SPECIES

ARTICLE LANGUAGE

SEX

AGE

OTHER

Cancel

Show

Save

Email

Send to

Sort by:

Best match



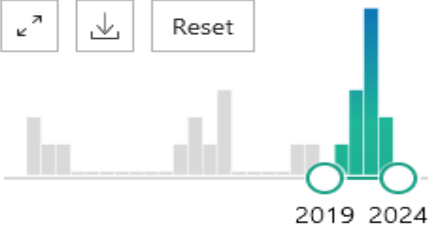
Display options

MY NCBI FILTERS

11 results

Page 1 of 2

RESULTS BY YEAR



TEXT AVAILABILITY

- Abstract
- Free full text
- Full text

ARTICLE ATTRIBUTE

- Associated data

ARTICLE TYPE

- Books and Documents
- Clinical Trial
- Guideline
- Meta-Analysis
- Randomized Controlled Trial
- Review

Filters applied: Free full text, Review, Humans, Adult: 19-44 years. [Clear all](#)



Epidemiology of Brain and Other CNS Tumors.

1

Ostrom QT, Francis SS, Barnholtz-Sloan JS. *Curr Neurol Neurosci Rep.* 2021 Nov 24;21(12):68. doi: 10.1007/s11910-021-01152-9. PMID: 34817716 [Free PMC article](#) [Review](#).

Cite

CITE

استایل های مختلف استناد دهی

Ostrom QT, Francis SS, Barnholtz-Sloan JS. *Epidemiology of Brain and Other CNS Tumors.* *Curr Neurol Neurosci Rep.* 2021 Nov 24;21(12):68. doi: 10.1007/s11910-021-01152-9. PMID: 34817716; PMCID: PMC8613072.

Copy Download .nbib

Format: NLM

- AMA
- APA
- MLA
- NLM



Diagnostic, therapeutic, and Organization classification of CNS tumors: implications of the 2021 World Health Organization classification of the central nervous system.

3

Gritsch S, Batchelor TT, Gonzalez Castro J, et al. *Cancer.* 2022 Jan 1;128(1):47-58. doi: 10.1093/nci/kzab33918. Epub 2021 Oct 11. PMID: 34633681 [Free article](#) [Review](#).

Share

The 2016 revised fourth edition of the World Health Organization (WHO) classification of central nervous system (CNS) tumors incorporated molecular features with histologic grading, revolutionizing how oncologists conceptualize primary brain and spinal cord tumor ...

Save

Email

Send to

2 items selected × Clear selection

Epidemiology of Brain and Other CNS Tumors.

1 Ostrom QT, Francis SS, Barnholtz-Sloan JS.

Cite Curr Neurol Neurosci Rep. 2021 Nov 24;21(12):68. doi: 10.1007/s11910-021-01152-9.

PMID: 34817716 **Free PMC article.** Review.

Share

PURPOSE OF REVIEW: Brain and other central nervous system (**CNS tumors**), while rare, cause significant morbidity across all ages. This article summarizes the current state of the knowledge on the epidemiology of brain and other **CNS tumors**. ...

SHARE



PERMALINK

<https://pubmed.ncbi.nlm.nih.gov/34817716/>



2021 WHO Classification of CNS Tumors.

Witkowski C, Piskorski C.

Curr Neurol Neurosci Rep. 2022 May 16. doi: 10.1007/s13311-022-01249-0. Epub 2022 May 16.

PMID: 35463681 **Free article.** Review.

Advances in the understanding of the molecular biology of central nervous system (**CNS tumors**) prompted a new World Health Organization (WHO) classification scheme in 2021, only 5 years after the prior iteration. ...Some entirely new **tumors** are in this scheme, ...

Diagnostic, therapeutic, and prognostic implications of the 2021 World Health Organization classification of tumors of the central nervous system.

3

Cite Gritsch S, Batchelor TT, Gonzalez Castro LN.

Cancer. 2022 Jan 1;128(1):47-58. doi: 10.1002/cncr.33918. Epub 2021 Oct 11.

Share

PMID: 34633681 **Free article.** Review.

The 2016 revised fourth edition of the World Health Organization (WHO) classification of central nervous system (**CNS tumors**) incorporated molecular features with histologic grading, revolutionizing how oncologists conceptualize primary brain and spinal cord **tumor** ...

اشتراک
گذاری مقاله

Sort by: Best match

Display options

Save citations to file

Selection: Selection (2)

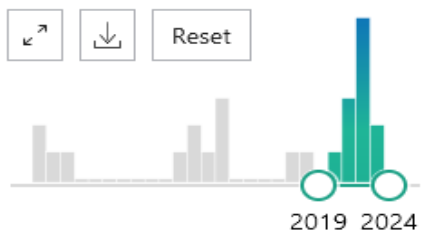
Format: Summary (text)

- Summary (text)
- PubMed
- PMID
- Abstract (text)
- CSV

11 results

MY NCBI FILTERS

RESULTS BY YEAR



TEXT AVAILABILITY

- Abstract
- Free full text
- Full text

Filters applied: Free full text, Review, Humans, Adult: 19-44 years. [Clear all](#)

Epidemiology of Brain and Other CNS Tumors.
 1 Ostrom QT, Francis SS, Barnholtz-Sloan JS.
 Cite *Curr Neurol Neurosci Rep.* 2021 Nov 24;21(12):68. doi: 10.1007/s11910-021-01152-9.
 PMID: 34817716 [Free PMC article.](#) [Review.](#)
 Share PURPOSE OF REVIEW: Brain and other central nervous system (**CNS**) tumors, while rare, cause significant morbidity and mortality across all ages. This article summarizes the current state of the knowledge on the epidemiology of brain and other **CNS tumors**. ...

Major Features of the 2021 WHO Classification of CNS Tumors.
 2 Smith HL, Wadhvani N, Horbinski C.
 Cite *Neurotherapeutics.* 2022 Oct;19(6):1691-1704. doi: 10.1007/s13311-022-01249-0. Epub 2022 May 16.

Email citations

Subject: "CNS tumors" Filters: Free full text, Review, Humans, Adult: 19-44 years, from 2019 - 2024 - PubMed

* To:

From:

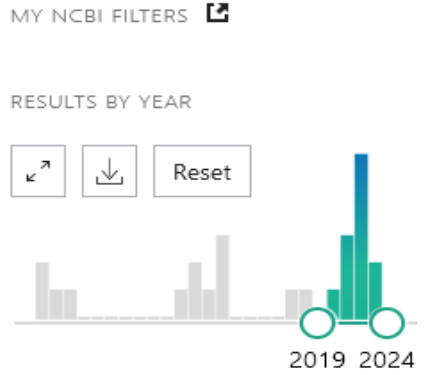
Selection: Selection (2)

Format: **Summary**

- Summary
- Summary (text)
- Abstract
- Abstract (text)

Filters applied: Free full text, Review, Humans, Adult: 19-44 years. [Clear all](#)

Epidemiology of Brain and Other CNS Tumors.
1 Ostrom QT, Francis SS, Barnholtz-Sloan JS.
Cite Curr Neurol Neurosci Rep. 2021 Nov 24;21(12):68. doi: 10.1007/s11910-021-01152-9.
PMID: 34817716 [Free PMC article.](#) Review.
Share PURPOSE OF REVIEW: Brain and other central nervous system (**CNS tumors**, while rare, cause significant morbidity and mortality across all ages. This article summarizes the current state of the knowledge on the



Save

Email

Send to

Sort by:

Best match

Display options

MY NCBI FILTERS

RESULTS BY YEAR



2019 2024

TEXT AVAILABILITY

- Abstract
- Free full text
- Full text

ARTICLE ATTRIBUTE

- Associated data

ARTICLE TYPE

- Books and Documents
- Clinical Trial
- Guideline
- Meta-Analysis
- Randomized Controlled Trial
- Review

11 results

Clear selection



Page

1

of 2



Clipboard

My Bibliography

Collections

Citation manager



1

Cite

Share

Full text, Review, Humans, Adult: 19-44 years. [Clear all](#)

Brain and Other **CNS Tumors**.

Sholtz-Sloan JS.

Curr Neurol Neurosci Rep. 2021 Nov 24;21(12):68. doi: 10.1007/s11910-021-01152-9.

PMID: 34817716 [Free PMC article](#). [Review](#).

Share

PURPOSE OF REVIEW: Brain and other central nervous system (**CNS**) **tumors**, while rare, cause significant morbidity and mortality across all ages. This article summarizes the current state of the knowledge on the epidemiology of brain and other **CNS tumors**. ...



Major Features of the 2021 WHO Classification of **CNS Tumors**.

2

Smith HL, Wadhvani N, Horbinski C.

Cite

Neurotherapeutics. 2022 Oct;19(6):1691-1704. doi: 10.1007/s13311-022-01249-0. Epub 2022 May 16.

PMID: 35578106 [Free PMC article](#). [Review](#).

Share

Advances in the understanding of the molecular biology of central nervous system (**CNS**) **tumors** prompted a new World Health Organization (WHO) classification scheme in 2021, only 5 years after the prior iteration. ...Some entirely new **tumors** are in this scheme, ...



Diagnostic, therapeutic, and prognostic implications of the 2021 World Health Organization classification of **tumors** of the central nervous system.

3

Gritsch S, Batchelor TT, Gonzalez Castro LN.

Cite

Cancer. 2022 Jan 1;128(1):47-58. doi: 10.1002/cnrc.33918. Epub 2021 Oct 11.

PMID: 34633681 [Free article](#). [Review](#).

Share

The 2016 revised fourth edition of the World Health Organization (WHO) classification of central nervous system (**CNS**) **tumors** incorporated molecular features with histologic grading, revolutionizing how oncologists conceptualize primary brain and spinal cord **tumor** ...

مرتب کردن
نتایج

Save Email Send to

Sort by: Best match

Display options

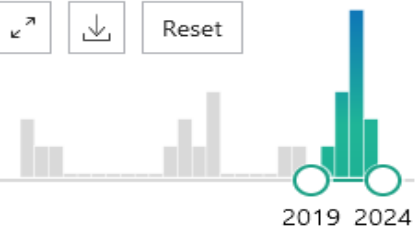
11 results 2 items selected × Clear selection

Filters applied: Free full text, Review, Humans,

MY NCBI FILTERS

RESULTS BY YEAR

↶ ↷ Reset



TEXT AVAILABILITY

- Abstract
- Free full text
- Full text

ARTICLE ATTRIBUTE

- Associated data

ARTICLE TYPE

- Books and Documents
- Clinical Trial
- Guideline
- Meta-Analysis
- Randomized Controlled Trial

Epidemiology of Brain and Other CNS Tumors.
1 Ostrom QT, Francis SS, Barnholtz-Sloan JS.
Cite Curr Neurol Neurosci Rep. 2021 Nov 24;21(12):68. doi: 10.1007/s11910-021-01152-9.
PMID: 34817716 [Free PMC article.](#) [Review.](#)
Share PURPOSE OF REVIEW: Brain and other central nervous system (**CNS**) tumors, while rare, cause significant morbidity and mortality across all ages. This article summarizes the current state of the knowledge on the epidemiology of brain and other **CNS** tumors. ...

Major Features of the 2021 WHO Classification of CNS Tumors.
2 Smith HL, Wadhvani N, Horbinski C.
Cite Neurotherapeutics. 2022 Oct;19(6):1691-1704. doi: 10.1007/s13311-022-01249-0. Epub 2022 May 16.
PMID: 35578106 [Free PMC article.](#) [Review.](#)
Share Advances in the understanding of the molecular biology of central nervous system (**CNS**) tumors prompted a new World Health Organization (WHO) classification scheme in 2021, only 5 years after the prior iteration. ...Some entirely new **tumors** are in this scheme, ...

Diagnostic, therapeutic, and prognostic implications of the 2021 World Health Organization classification of tumors of the central nervous system.
3 Gritsch S, Batchelor TT, Gonzalez Castro LN.
Cite Cancer. 2022 Jan 1;128(1):47-58. doi: 10.1002/cncr.33918. Epub 2021 Oct 11.
PMID: 34633681 [Free article.](#) [Review.](#)
Share The 2016 revised fourth edition of the World Health Organization (WHO) classification of central nervous system (**CNS**) tumors incorporated molecular features with histologic grading, revolutionizing how oncologists conceptualize primary brain and spinal cord **tumor** ...

- Best match
- Best match
- Most recent
- Publication date
- First author
- Journal

- DISPLAY OPTIONS
- Format Summary
- Per page
- Summary
 - Abstract
 - PubMed
 - PMID

Review

Curr Neurol Neurosci Rep

2021 Nov 24;21(12):68. doi: 10.1007/s11910-021-01152-9.

Epidemiology of Brain and Other CNS Tumors

Quinn T Ostrom¹, Stephen S Francis², Jill S Barnholtz-Sloan³

Affiliations + expand

PMID: 34817716 PMCID: PMC8613072 DOI: 10.1007/s11910-021-01152-9

Free PMC article

قسمت‌های
مخلف مقاله

FULL TEXT LINKS

SpringerLink
FULL-TEXT ARTICLE

FREE
Full text
PMC

دریافت فایل
تمام متن

ACTIONS

Cite

Collections

SHARE



PAGE NAVIGATION

Title & authors

Abstract

Conflict of interest
statement

Figures

Similar articles

Cited by

References

Publication types

Abstract

Purpose of review: Brain and other central nervous system (CNS) tumors, while rare, cause significant morbidity and mortality across all ages. This article summarizes the current state of the knowledge on the epidemiology of brain and other CNS tumors.

Recent findings: For childhood and adolescent brain and other CNS tumors, high birth weight, non-chromosomal structural birth defects and higher socioeconomic position were shown to be risk factors. For adults, increased leukocyte telomere length, proportion of European ancestry, higher socioeconomic position, and HLA haplotypes increase risk of malignant brain tumors, while immune factors decrease risk. Although no risk factor accounting for a large proportion of brain and other CNS tumors has been discovered, the use of high throughput "omics" approaches and improved detection/measurement of environmental exposures will help us refine our current understanding of these factors and discover novel risk factors for this disease.

Keywords: Brain and other CNS tumors; Epidemiology; Incidence; Risk factor; Survival.

© 2021. This is a U.S. government work and not under copyright protection in the U.S.; foreign copyright protection may apply.

[PubMed Disclaimer](#)

Conflict of interest statement

The authors declare that they have no conflicts of interest.

Figures

نحوه دریافت فایل تمام متن

FULL TEXT LINKS



OTHER FORMATS

[PDF \(1.3M\)](#)

ACTIONS

“ Cite

📁 Collections

SHARE



RESOURCES

Similar articles +

Cited by other articles +


Links to NCBI Databases +

Activate Windows
Go to Settings to activate Windows

[Journal List](#) > [Springer Open Choice](#) > [PMC8613072](#)

As a library, NLM provides access to scientific literature. Inclusion in an NLM database does not imply endorsement of, or agreement with, the contents by NLM or the National Institutes of Health.

Learn more: [PMC Disclaimer](#) | [PMC Copyright Notice](#)



[Curr Neurol Neurosci Rep.](#) 2021; 21(12): 68.

Published online 2021 Nov 24. doi: [10.1007/s11910-021-01152-9](#)

PMCID: [PMC8613072](#)

PMID: [34817716](#)

Epidemiology of Brain and Other CNS Tumors

[Quinn T. Ostrom](#),¹ [Stephen S. Francis](#),² and [Jill S. Barnholtz-Sloan](#)^{1,3}

▶ [Author information](#) ▶ [Article notes](#) ▶ [Copyright and License information](#) ▶ [PMC Disclaimer](#)

Abstract

Go to: ▶

Similar articles

CBTRUS Statistical Report: Primary Brain and Other Central Nervous System Tumors Diagnosed in the United States in 2013-2017.

Ostrom QT, Patil N, Cioffi G, Waite K, Kruchko C, Barnholtz-Sloan JS.
Neuro Oncol. 2020 Oct 30;22(12 Suppl 2):iv1-iv96. doi: 10.1093/neuonc/noaa200.
PMID: 33123732 [Free PMC article.](#)

مقالات مشابه

CBTRUS Statistical Report: Primary Brain and Other Central Nervous System Tumors Diagnosed in the United States in 2012-2016.

Ostrom QT, Cioffi G, Gittleman H, Patil N, Waite K, Kruchko C, Barnholtz-Sloan JS.
Neuro Oncol. 2019 Nov 1;21(Suppl 5):v1-v100. doi: 10.1093/neuonc/noz150.
PMID: 31675094 [Free PMC article.](#)

Geographical variation in malignant and benign/borderline brain and CNS tumor incidence: a comparison between a high-income and a middle-income country.

Wanner M, Rohrmann S, Korol D, Shenglia N, Gigineishvili T, Gigineishvili D.
J Neurooncol. 2020 Sep;149(2):273-282. doi: 10.1007/s11060-020-03595-5. Epub 2020 Aug 19.
PMID: 32813185 [Free PMC article.](#)

Epidemiologic impact of children with brain tumors.

Bleyer WA.
Childs Nerv Syst. 1999 Nov;15(11-12):758-63. doi: 10.1007/s003810050467.
PMID: 10603019 [Review.](#)

Epidemiology of primary CNS tumors in Iran: a systematic review.

Jazayeri SB, Rahimi-Movaghar V, Shokraneh F, Saadat S, Ramezani R.
Asian Pac J Cancer Prev. 2013;14(6):3979-85. doi: 10.7314/apjcp.2013.14.6.3979.
PMID: 23886218 [Review.](#)

[See all similar articles](#)

مقالاتی که به این
مقاله استناد کرده اند

Cited by

Extensive Intracranial Meningioma With Dehiscences: A Case Report.

Toader C, Glavan LA, Covache-Busuioac RA, Bratu BG, Costin HP, Corlatescu AD, Ciurea AV.
Cureus. 2024 Jan 3;16(1):e51596. doi: 10.7759/cureus.51596. eCollection 2024 Jan.
PMID: 38313911 [Free PMC article.](#)

Changes in the Epidemiologic Pattern of Primary CNS Tumors in Response to the Aging Population: An Updated Nationwide Cancer Registry Data in the Republic of Korea.

Publication types

- > [Research Support, Non-U.S. Gov't](#)
- > [Research Support, U.S. Gov't, P.H.S.](#)
- > [Review](#)

MeSH terms

- > [Adolescent](#)
- > [Adult](#)
- > [Brain](#)
- > [Brain Neoplasms* / epidemiology](#)
- > [Brain Neoplasms* / genetics](#)
- > [Central Nervous System Neoplasms* / epidem](#)
- > [Central Nervous System Neoplasms* / genetic](#)
- > [Child](#)
- > [Humans](#)
- > [Incidence](#)
- > [Infant](#)
- > [Registries](#)

Related information

[MedGen](#)

[PMC images](#)

LinkOut – more resources

Full Text Sources

[Europe PubMed Central](#)

[PubMed Central](#)

[Springer](#)

Medical

[MedlinePlus Health Information](#)

Research Materials

[NCI CPTC Antibody Characterization Program](#)


جستجوی پیشرفته

Advanced search

PubMed Advanced Search Builder



Add terms to the query box

All Fields  Enter a search term

ADD 

Show Index

Query box

Enter / edit your search query here

Search 

PubMed Advanced Search Builder



User Guide

Add terms to the query box

All Fields

Enter a search term

ADD

Add with AND

Add with OR

Add with NOT

Author

Author - Corporate

Author - First

Author - Identifier

Author - Last

Book

Conflict of Interest Statements

Date - Completion

Date - Create

Date - Entry

Date - MeSH

Date - Modification

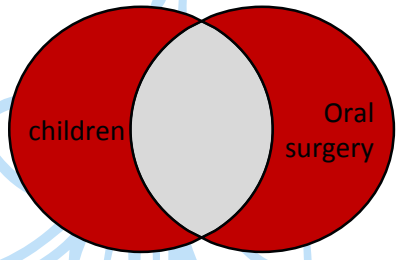
Date - Publication

DOI/URN Number

Download Delete

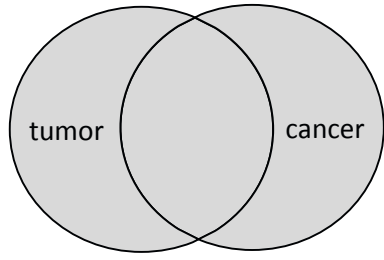
Query	Results	Time
ch: (Esophageal cancer) AND (Esophagectomy)	14,274	13:07:37
ch: (gallbladder) AND (ultrasound)	13,284	13:03:58
ch: ((Congenital cleft lip) AND (surgery)) AND (children)	727	13:02:14

عملگرهای بولین



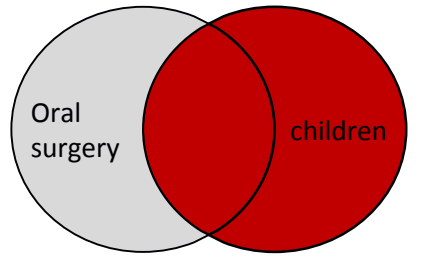
AND

Children AND Oral Surgery



OR

Tumor OR Cancer



NOT

Oral surgery NOT Children

:(*) Truncation

با جستجوی ریشه کلمات و استفاده از علامت * میتوان جستجوی کاملتری داشت. به عبارتی دامنه جستجو گسترش پیدا می‌کند. ریشه و کلمات هم ریشه را بازیابی میکند.

Immun*

Immune, immunotherapy, immunogenic, immunogenicity Immunoglobulin, immunosuppression

:(“ ”) Quotation

کلیدواژه های مورد جستجو حتما در کنار هم و با حفظ ترتیبی که وارد شده‌اند جستجو شوند.

“CNS Tumors”

PubMed Advanced Search Builder

Add terms to the query box

All Fields ▾

AND ▾

Show Index

Query box

(((Neoplasms[MeSH Terms] OR (Cancers[Title/Abstract])) OR (Tumors[Title/Abstract])) OR (Neoplasia[Title/Abstract])) AND (Central Nervous System[MeSH Terms]) OR (CNS[Title/Abstract])

Search ▾


History and Search Details

تاریخچه جستجو

Download Delete

Search	Actions	Details	Query	Results	Time
#10	...	>	Search: (((((Neoplasms[MeSH Terms] OR (Cancers[Title/Abstract])) OR (Tumors[Title/Abstract])) OR (Neoplasia[Title/Abstract])) AND (Central Nervous System[MeSH Terms])) OR (CNS[Title/Abstract]) Filters: Free full text, Review, Humans, Adult: 19-44 years, from 2019 - 2024	190	13:18:43
#9	...	>	Search: (((((Neoplasms[MeSH Terms] OR (Cancers[Title/Abstract])) OR (Tumors[Title/Abstract])) OR (Neoplasia[Title/Abstract])) AND (Central Nervous System[MeSH Terms])) OR (CNS[Title/Abstract]) Filters: Free full text, Review, Humans, from 2019 - 2024	3,405	13:18:35

Add terms to the query box

All Fields 



ADD 






[Show Index](#)

Query box

Search 

History and Search Details

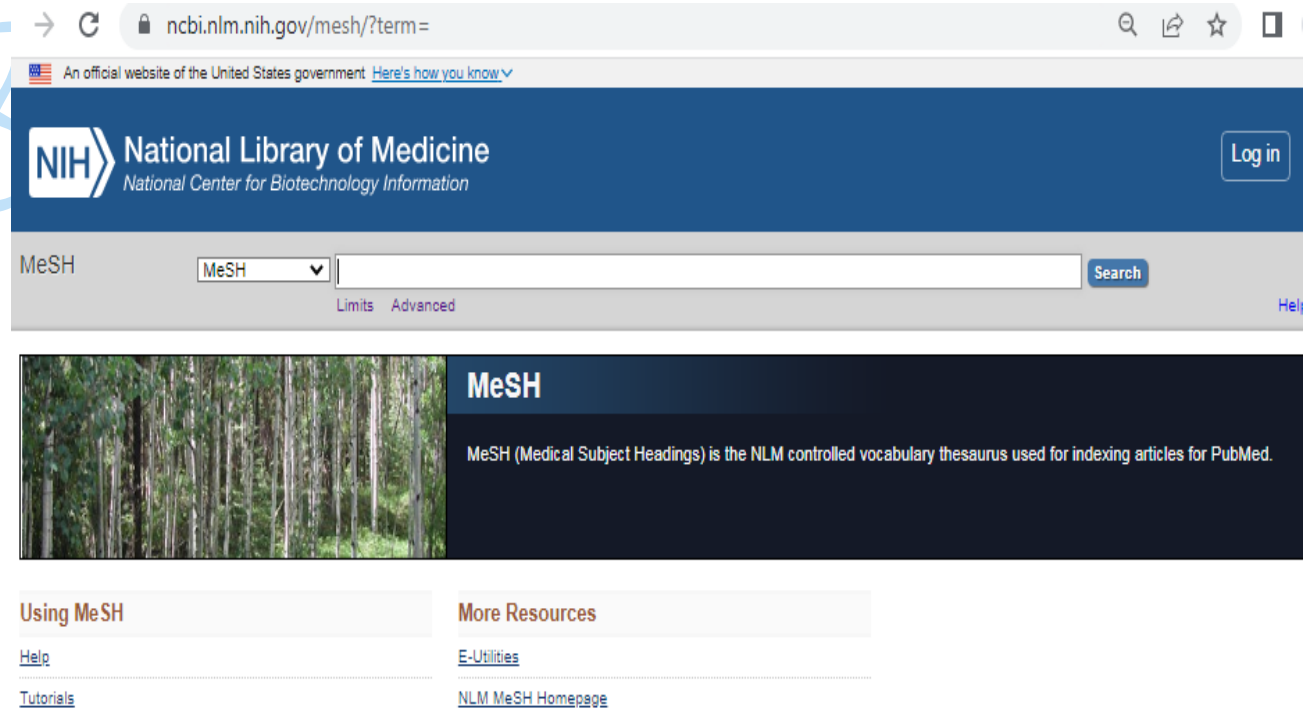
 Download  Delete

Search	Actions	Details	Query	Results	Time
#19		<ul style="list-style-type: none">Add queryDeleteCreate alert	<p>(((Neoplasms[MeSH Terms] OR (Cancers[Title/Abstract]) OR (Tumors[Title/Abstract]) OR (Neoplasia[Title/Abstract])) AND ("Central Nervous System"[MeSH Terms]) OR (CNS[Title/Abstract]) AND (ft[Filter]) AND (review[Filter]) AND (humans[Filter]) AND (lter]) AND (2019:2024[pdat])) Filters: Free full text, Review, Humans, Adult: 19-44 years</p>	190	13:27:40
#17			Search: "CNS Tumors" Filters: Free full text, Review, Adult: 19-44 years, Humans	23	13:25:58
#16			Search: CNS Tumors Filters: Free full text, Review, Adult: 19-44 years, Humans, from 2019 - 2024	284	13:23:39

MeSH:

(Medical Subject Headings)

MeSH is the NLM controlled vocabulary thesaurus used for indexing articles for PubMed.



The screenshot shows the MeSH website interface. At the top, there is a navigation bar with the NIH logo and the text "National Library of Medicine National Center for Biotechnology Information". A search bar is present with a dropdown menu set to "MeSH" and a "Search" button. Below the search bar, there is a section titled "MeSH" with a description: "MeSH (Medical Subject Headings) is the NLM controlled vocabulary thesaurus used for indexing articles for PubMed." To the left of this text is a photograph of a forest. Below the main content, there are two columns of links: "Using MeSH" with links for "Help" and "Tutorials", and "More Resources" with links for "E-Utilities" and "NLM MeSH Homepage".



اثرات الکل بر ناهنجاری های جنینی
Effects of alcohol on fetal malformations



MeSH

MeSH

Search

Limits Advanced

Help

Full

Respiratory Tract Diseases

Diseases involving the RESPIRATORY SYSTEM.

Year introduced: 1966

PubMed search builder options

Subheadings:

- blood
- cerebrospinal fluid
- chemically induced
- classification
- complications
- congenital
- diagnosis
- diagnostic imaging
- diet therapy
- drug therapy
- economics
- embryology
- enzymology
- epidemiology
- ethnology
- etiology
- genetics
- history
- immunology
- metabolism
- microbiology
- mortality
- nursing
- parasitology

- Restrict to MeSH Major Topic.
- Do not include MeSH terms found below this term in the MeSH hierarchy.

Tree Number(s): C08
MeSH Unique ID: D012140

واژه پذیرفته
شده Mesh

اضافه کردن کلیدواژه ها
به این باکس و جستجو
مقاله از طریق
PubMed

Send to:

PubMed Search Builder

Add to search builder

Search PubMed

AND

AND

OR

NOT

Related information

PubMed

PubMed - Major Topic

Clinical Queries

NLM MeSH Browser

dbGaP Links

MedGen

Recent Activity

Turn Off Clear

Tree Number(s): C08

MeSH Unique ID: D012140

Entry Terms:

- Disease, Respiratory Tract
- Respiratory Tract Disease
- Respiratory Diseases
- Respiratory System Diseases
- Disease, Respiratory System
- Respiratory System Disease

[All MeSH Categories](#)

[Diseases Category](#)

Respiratory Tract Diseases

Bronchial Diseases

- [Asthma](#) +
- [Bronchial Fistula](#)
- [Bronchial Hyperreactivity](#)
- [Bronchial Neoplasms](#)
- [Bronchial Spasm](#)
- [Bronchiectasis](#) +
- [Bronchitis](#) +
- [Bronchogenic Cyst](#)
- [Bronchopneumonia](#)
- [Tracheobronchomalacia](#) +
- [Tracheobronchomegaly](#)

Ciliary Motility Disorders

[Kartagener Syndrome](#)

Granuloma, Respiratory Tract

[Granuloma, Laryngeal](#)

Laryngeal Diseases

- [Granuloma, Laryngeal](#)
- [Laryngeal Edema](#)
- [Laryngeal Neoplasms](#)
- [Laryngeal Nerve Injuries](#) +
- [Laryngitis](#) +
- [Laryngocele](#)
- [Laryngomalacia](#)

Recent Activity

[Turn Off](#) [Clear](#)

-  [Respiratory Tract Diseases](#) MeSH
-  [respiratory disease \(5\)](#) MeSH
-  [Esophagectomy](#) MeSH
-  [respiratory \(548\)](#) MeSH
-  [Lung](#) MeSH

[See more...](#)

Question components PICO

Patient/**P**roblem/**P**opulations

Interventions

Comparisons

Outcomes



***In infants older than 6 months, does the occurrence of febrile convulsions increase the probability of epilepsy compared to other infants?**

Patient: In infants older than 6 months

Intervention: occurrence of febrile convulsions

Comparison: compared to other infants

Outcome: increase the probability of epilepsy

با تشکر ویژه از توجه شما عزیزان

Centlib.mui.ac.ir