





CLINICAL KEY™

وبینار آشنایی با پایگاه اطلاعاتی
پزشکی
Clinical key

مدرس: خانم ثریا جلالی

کتابدار پزشکی بیمارستان شهید بهشتی



کتابخانه الکترونیک و دیجیتال چیست؟!



کتابخانه
الکترونیک

تعدادی از مهم ترین پایگاه های اطلاعاتی در دسترس از طریق کتابخانه دیجیتال دانشگاه علوم پزشکی اصفهان



Scopus



ClinicalKey®



Wolters Kluwer

Ovid

ANATOMY.TV
POWERED BY PRIMAL PICTURES



ProQuest
Research Library



ULRICHSWEB™
GLOBAL SERIALS DIRECTORY

دسترسی به کتابخانه الکترونیکی خارج از دانشگاه با VPN دریافتی از کتابخانه مرکزی امکان پذیر است.

The screenshot shows the website <https://centlib.mui.ac.ir>. The header includes the university name "دانشگاه علوم پزشکی اصفهان" and "کتابخانه مرکزی". A navigation menu lists "کتابخانه ها", "درباره ما", "ضوابط", "خدمات", "جستجو", "فرم ها", "دانلود ها", "تماس با ما", and "سایت قدیم". The main content area features several news items with "بیشتر بخوانید" buttons. Below this is a statistics section with six cards: "کتابخانه بیمارستانی" (10), "کتابخانه دانشکده ای" (7), "تعداد کتب" (256,816), "پایگاه اطلاعاتی" (33), "پایان نامه ها" (23,157), and "طرح های تحقیقاتی" (2,342). At the bottom, there are buttons for "گزارش عملکرد کتابخانه", "راهنمای کاربران", "کارگاه های پژوهشگران", "کارگاه های کتابداران", "آلبوم تصاویر", "مدیریت بحران گروه اطلاع رسانی وزارت", "کارگاه های آموزشی و تخصصی برگزار شده", "کتاب اهدایی", and "گزارش خرید منابع کتابخانه ها". A red arrow points to the "راهنمای VPN" button, which is also circled in red.

کتابخانه بیمارستانی	کتابخانه دانشکده ای	تعداد کتب	پایگاه اطلاعاتی	پایان نامه ها	طرح های تحقیقاتی
۱۰	۷	۲۵۶,۸۱۶	۳۳	۲۳,۱۵۷	۲,۳۴۲

راهنمای VPN

کتابخانه مرکزی دانشگاه علوم پزشکی اصفهان

<https://centlib.mui.ac.ir>

search

شهروندان

دانش آموختگان

کارکنان

هیات علمی

دانشجویان

کتابخانه ها ▾ درباره ما ▾ ضوابط ▾ خدمات ▾ جستجو ▾ فرم ها ▾ دانلود ها ▾ تماس با ما سایت قدیم

دانشگاه علوم پزشکی اصفهان

کتابخانه مرکزی



Central library



از کتابدار بپرس



مشاوره پژوهشی و فناوری



محتوای آموزشی



خدمات تحویل مدرک



جستجو در کتابخانه



کتابخانه دیجیتال

کتابخانه دیجیتال دانشگاه علوم پزشکی اصفهان

<https://diglib.mui.ac.ir>

search

شهروندان

دانش آموختگان

کارکنان

هیات علمی

دانشجویان

معرفی آیین نامه ها لیست پایگاه های اطلاعاتی محتوای آموزشی جستجو در کتابخانه کارشناسان تماس با ما

دانشگاه علوم پزشکی اصفهان

کتابخانه دیجیتال



Digital library

Discover. Explore. Learn.



PLEASE attention!!!

منابع الکترونیکی دانشگاه علوم پزشکی اصفهان که به صورت مشترک توسط وزارت بهداشت برای کلیه دانشگاه های علوم پزشکی ارائه شده است؛ شامل: کتابها، پایان نامه ها، ویدئوها و تصاویر پزشکی، اطلاعات دارویی و...

تمامی کتابخانه های تحت پوشش دانشگاه علوم پزشکی اصفهان دارای بخش های امانت، مرجع، اطلاع رسانی پزشکی و سالن مطالعه می باشند.

منابع در دسترس از طریق شبکه دانشگاه

Databases

E-Journals

Medical Images & Multimedia

E-Books, Atlases & CME's

Reference Managers

Evidence Based Medicine

EBM

Free Medical Resources

و البته منابع داخلی ...

میزان دسترسی به منابع و خدمات دانشگاه

■ کتابخانه های دانشگاه علوم پزشکی اصفهان به صورت نیمه متمرکز و با محوریت ستاد امور کتابخانه های دانشگاه از مجموعه واحدهای تحت پوشش مدیریت علم سنجی و منابع علمی دانشگاه در معاونت تحقیقات و فناوری دانشگاه مشغول به فعالیت می باشند.

■ این دانشگاه دارای 7 کتابخانه دانشکده های شامل: بهداشت، تغذیه، پرستاری و مامایی، دندانپزشکی، توانبخشی، مدیریت و اطلاع رسانی پزشکی،

Daneshlink

diglib.mui.ac.ir





search مقالات متداول شهروندان دانش آموختگان کارکنان هیات علمی دانشجویان

معرفی آیین نامه ها لیست پایگاه های اطلاعاتی محتوای آموزشی جستجو در کتابخانه تماس با ما دانشگاه علوم پزشکی اصفهان کتابخانه دیجیتال





Databases (پایگاه های اطلاعاتی)





Anatomy.tv
Help


Daneshlink
Help


Emerald
Help


Eric
Help


IranDoc
Help


ISC
Help

http://mui.daneshlink.ir/Forms/Public/OnlineLibrary.aspx

دسترسی از طریق دانش لینک

دانش لینک ثبت نام کاربران دانشگاهی تغییر کلمه عبور ورود راهنمای استفاده از سامانه راهنمای ویدئویی سامانه

چک سرقت ادبی و گرامری (iThenticate, Grammarly, Turnitin) کتاب، پایان نامه، استاندارد دسترسی مستقیم به پایگاه علمی (a-z) جستجوی مقالات



Enter Title, DOI & Keyword(Only Latin Article)

ابزارهای کمک به پژوهشگران

دانش لینک!

پایگاه های آنلاین عمومی، اختصاصی و استنادی

در دسترس از طریق Daneshlink

پایگاههای آنلاین عمومی

پایگاههای آنلاین استنادی


پایگاههای آنلاین اختصاصی



IEEE



RSC



APS



ACS



IOP

Clinical key دارای دو دسترسی آزاد از طریق دانش لینک



Reaxys

دسترسی 1 دسترسی 2



Heinonline



Pubmed



Ovid



Clinicalkey

دسترسی 1 دسترسی 2



Elsevier



NEJM Knowledge+

دسترسی 1 دسترسی 2



Embase



Cochrane Library

برای مشاهده لیست کامل A-Z پایگاهها و دسترسی به آنها اینجا کلیک کنید

ClinicalKey®

User Guide



ویژگیهای اصلی این پایگاه
برای پزشکان، مدیران
بیمارستانها و کتابداران
پزشکی:

- ✓ **Comprehensive**
- ✓ **Trusted**
- ✓ **Speed to answer**
- ✓ **Easy of use**

ELSEVIER



محتوای Clinical Key

□ journal : مجموعه مجلات پزشکی و جراحی ناشر الزویر (بیش از 600 عنوان)

□ Book : کتابهای مرجع پزشکی و جراحی (بیش از 1100 عنوان کتب مرجع پزشکی و جراحی) : امکان دانلود فصلهای کتاب با عضویت در این پایگاه وجود دارد. (شماره های جدید مجلات و ویراستهای جدید کتابها به محض انتشار در این پایگاه قابل دسترس هستند. کتابهای این پایگاه تا زمان انتشار ویرایش جدید در Clinical Key باقی مانده و قابل دسترس می باشد.)

□ Clinics North America : مجموعه مجلات پزشکی و جراحی

□ First Consult : کلیه رساله های بالینی و نکته های مراقبتي و همه تک نگاشت های بالینی (بیش از 15000 جزوه آموزشی)

محتوای Clinical Key

□ Patient Educations : راهنمای منابع آموزش به بیمار به زبان های مختلف (اطلاعات بیماری ها در قالب صفحات موضوعی ۲ شامل ریسک فاکتورها تظاهرات بالینی علائم و درمانها و... را ارائه می کند.)

□ Drugs Monograph : مجموعه ای کامل از اطلاعات بالینی داروها

□ Practice guideline : راهنمای عملی بالینی (بیش از 4500 عدد)

□ Medline : بیش از 20 میلیون چکیده که روزانه توسط کتابخانه ملی پزشکی آمریکا روزآمد می شود.

□ Clinical Trials : مجموعه کار آزمایی های بالینی از

Web Accessible & Remote Access



این پایگاه بالینی اخیراً با فراهم نمودن دسترسی خارج از دانشگاه یا **Remote Access** به کاربران دانشگاه عضو که با **ایمیل سازمانی** ثبت نام کرده اند، اجازه می دهد خارج از محیط دانشگاه نیز بدون نیاز به vpn به پایگاه وصل شوند. امکانی که

دسترسی از راه دور Remote access



۱- انتخاب Remote access از منوی اصلی بالای صفحه

۲- ورود پست آکادمیک

۳- مراجعه به پست الکترونیک و تایید عضویت

The screenshot shows the ClinicalKey website interface. At the top, there is a navigation bar with the ClinicalKey logo, a search bar, and links for 'Search' and 'Browse'. A dropdown menu is open, showing options like 'CME/MOC', 'Change Language', 'Store', 'Remote Access' (highlighted with a blue circle), 'Help & Feedback', 'Call Us', 'Email Us', and 'Help'. Below the navigation bar, the main content area is titled 'Apply for remote access'. It contains a paragraph explaining that if an institution has Remote Access enabled, users can access ClinicalKey from anywhere. Below this, there is a form with an 'Email address' input field and a 'Continue >' button. At the bottom of the page, there is a small 'Activate Windows' watermark.

برای استفاده بهتر از امکانات سایت ما یک راهنمای گام به گام در مورد نحوه استفاده از ClinicalKey در دسترس است. برای مشاهده این راهنما، به صفحه راهنما مراجعه کنید. **نتایج جستجو و بازیابی آنها در مراجعات بعدی، ثبت نام (Register) کنید.** پس از انجام ثبت نام، از گزینه **Login** برای وارد شدن به سایت استفاده نمایید.

ClinicalKey
All Types Type your search Search English CME/MOC [Login](#) Register
clinicalkey.com/#/login
Browse Tools

Register

Registration is quick and free. It allows you to personalize the Elsevier products to which you have access.

* = Required. [Privacy policy](#).

Log in

Browse Tools

Your details

First name *

Family name *

Email and password

Your e-mail address will be your username for these Elsevier products.

Email address *

Password *

Username

Password

[Forgotten username or password?](#)

Remember me

[Log in >](#)

Log in via your institution

[OpenAthens login](#)

If your institution uses the OpenAthens service, you may log in to ClinicalKey using your username and password for your institution.

[Other institution login](#)

For services other than OpenAthens, log in to ClinicalKey using your username and password for your institution.

Remote access

Access ClinicalKey from outside of your institution's network by enabling remote access. This is strongly recommended for users of the ClinicalKey mobile app.

[Apply now](#)

Not registered? [Register now](#)

ClinicalKey - Lead with Answers

Search for conditions, treatments, drugs, books, journals and more

All Types



Type your search

Search

Clinical Key

Browse clinical content

Diagnose conditions and validate decisions

Clinical Overviews >

Comprehensive topic summaries for your clinical questions

Drug Monographs >

Drug and dosing information to guide treatment decisions

Calculators >

Interactive tools to support treatment, diagnosis, and screening

Guidelines >

Latest clinical guidelines from leading organizations

Patient Education >

Information to educate and empower your patients

لیست منابع
جامع در دسترس
از درگاه

Clinical Key

Deepen your knowledge

Gain deeper insights and keep current within your specialty

Books >

Medical and surgical textbooks, plus reference works

Journals >

Latest medical journals, articles in press and Clinics Review Articles

Procedure Videos >

Quick videos to guide procedure best-practice

Multimedia >

Image and video collection organized by specialty



لطفا توجه
داشته باشید

Search for conditions, treatments, drugs, books, journals, and more

All Types

Type your search

Search

All Types

Books

Journals

Clinical Overviews

Clinical Trials

Drug Monographs

Guidelines

Patient Education

Multimedia

Procedure Videos

Clinical Calculators

Clinical Focus



Drug Monographs

Drug and dosing information to guide treatment

Calculators

Interactive tools to support clinical decisions

Guidelines

Latest clinical guidelines from leading organizations

* کتابها
* ژورنالها
* بررسی های
عمومی
بالینی
* کار آزمایی
های بالینی
* تکنیک های
دارویی
* گایدلاین
های تخصصی
* آموزش به
بیمار
* چند رسانه
ای ها
* فیلم های
جراحی
* ماشین
حساب های
پزشکی
* مراکز

انواع
محتوا در
Clinical Key

Book Search

Browse Tools

Saved Searches

Search History

BOOK

Netter's Atlas of Neuroscience, Fourth Edition

Table of Contents

Search this Book

Table of Contents Videos **14**

Front Matter

Copyright

About The Authors

Dedication

Acknowledgments

Preface

About The Artists

Video Contents

1. Neurons and Their Properties

2. Skull and Meninges

3. Brain

4. Brainstem and Cerebellum

5. Spinal Cord

6. Ventricles and the Cerebrospinal Fluid

7. Vasculature

8. Developmental Neuroscience

9. Peripheral Nervous System

10. Spinal Cord

Brainstem and Cerebellum

Diencephalon


Telencephalon

Sensory Systems

Motor Systems

Autonomic-Hypothalamic-Limbic systems

Global Brain Functions



Felten, David L., MD, PhD

Copyright © 2022 by Elsevier, Inc. All rights reserved.

Clinical key

قابلیت مشاهده و
پرینت Chapter ها
وجود دارد اما
دانلود PDF امکان
پذیر نیست.



ClinicalKey®

Books

woodward diagnostic imagi

Back to results

Search

English

CME/MOC

Login

Register



Browse

Tools

Find 'woodward diagnostic imaging obstetrics' in this Chapter or Book

BOOK CHAPTER

Anemia and Pregnancy

Saran J. Kilpatrick MD, PhD and Sumire Kitahara MD

Creasy and Resnik's Maternal-Fetal Medicine: Principles and Practice, 55, 991-1006.e3

Anemia is defined as a hemoglobin (Hb) value less than the lower limit of normal that is not explained by the state of hydration. This definition has physiologic validity, in that it is the amount of Hb per unit volume of blood that determines the oxygen-carrying capacity of blood. The normal Hb level for the adult female is 14.0 ± 2.0 g/dL.¹ However, in pregnancy, because of the greater increase in plasma volume compared with red cell mass (i.e., hemodilution of pregnancy), anemia is defined by the Centers for Disease Control and Prevention (CDC) as an Hb concentration lower than 11g/dL in the first and third trimesters, or lower than 10.5g/dL in the second trimester.² Of note, definitions of anemia vary across publications. Between 1995 and 2011, the global incidence of anemia (Hb level of less than 11g/dL throughout pregnancy) in pregnant women fell from 43% to 38%, and in one-half of cases anemia was caused by iron deficiency.³ In this same study, the incidence in pregnant women from high-income regions was 22% and approximately 17% in the US.

³ Defining anemia as an Hb level of less than 12g/dL, the incidence of anemia was 6.9% in US nonpregnant women younger than 50 years of age.⁴ The incidence of anemia (Hb level <12 g/dL)

Clinical Presentation

Evaluation of Anemia

Normal Hematologic Events
Associated With Pregnancy

Blood Volume Changes

Iron Kinetics

Folate


Vitamin B 12

Morphologic Classification of
Anemia

Microcytic Anemia

Normocytic Anemia

Macrocytic Anemia



Creasy and Resnik's
Maternal-Fetal
Medicine: Principles
and Practice

Eighth Edition

Copyright © 2019 by Elsevier, Inc. All
rights reserved.

Get rights and content

Problem



Solution



Clinical key!



ClinicalKey®

All Types



Type your search

Search

English

CME/MOC

Login

Register



Browse

Tools

Browse Journals

Filter By:

Filter List by Title



Specialties

Advanced Basic Science

20

Advanced Practice Nursing

1

Allergy and Immunology

22

Anesthesia

14

Cardiothoracic Surgery

9

Cardiovascular

63

Complementary Medicine

2

More Specialties

50

Subscribed Content

A B C D E F G H I J K L M N O P Q R S T U V W X Y Z

AACE Clinical Case Reports

Academic Pathology

Academic Pediatrics

Academic Radiology

Addictive Behaviors

Addictive Behaviors Reports

Advances in Anesthesia

Featured Journals



Annals of Medicine and Surgery



American Heart Journal

Journals In Clinical Key!



ClinicalKey®

All Types



Type your search

Search

English

CME/MOC

Login

Register



Browse

Tools



Fertility and Sterility

Volume 120, Issue 2

2023-8-1, Pages A1-397

Search this Issue



Articles in this issue:

Editorial Board


Pages A1-A3.

Table of Contents

Pages A4-A7.

Reviewers of the Year 2022. Fertility and Sterility celebrates excellence in our world class reviewers

Pages 213-216.



Clinical key!

این مجموعه با هدف پاسخ گویی به نیازهای پایه و اصلی متخصصان حوزه سلامت طراحی و عرضه شده است. منابع EBM جامع دربردارنده تمامی زمینه های پزشکی و جراحی؛ سرعت بالای پاسخگویی در جهت کاهش خطای بالینی



ClinicalKey®

All Types Search

English CME/MOC Login Register

شامل

New View

Browse Tools

Filter By:

Source Type

- Journal Articles 12409
- Full Text Only
- Full Text and MEDLINE
- Meta-analyses 88
- Randomized Control Trials 209
- Narrative Reviews 1549
- Images 2380
- Books 1430
- Clinical Trials 601
- Guidelines 57
- Videos 13

13 results

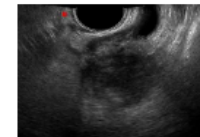
[+] Rate Results

Sort by: Relevance

VIDEO

Video 2 - Which imaging technique should we use in the follow up of gynaecological cancer?

Transvaginal ultrasound-guided biopsy of a pelvic recurrence of ovarian cancer. Testa, Antonia Carla; Di Legge, Alessia, Dr; ...Show all. Published June 30, 2014. Volume 28, Issue 5. © 2014.

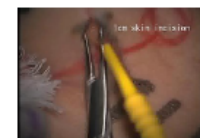


VIDEO

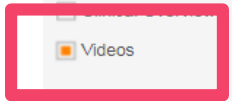
Video 2 - Low-Invasive Lymphatic Surgery and Lymphatic Imaging for Completely Healed Int...

Lymphatic venous anastomosis in the left inguinal region.

Mihara, Makoto, MD; Hara, Hisako, MD; ...Show all. Published August 31, 2012. Volume 19, Issue 5. © 2012.



کتاب
ها،
مقالات،
کارآزم
ایی
های
بالینی
'
ویدئو
ای
آزمایش




MD | CONSULT

IMPORTANT NOTICE

You will be automatically redirected to ClinicalKey in **45 seconds** or [click here](#) to go to ClinicalKey now.

To be redirected to your local ClinicalKey site, click the appropriate link below.



- Spain: www.clinicalkey.es
- France: www.clinicalkey.fr
- Japan: www.clinicalkey.jp
- Australia: www.clinicalkey.com.au



Thank you for your interest in Elsevier's online clinical solutions.

MD Consult has retired as of December 31, 2014.

To fulfill your clinical information needs, we encourage you to learn more about



جدیدترین راهنمایی های بالینی جمع آوری شده از سراسر دنیا جهت تصمیم گیری های لحظه ای؛ مهم و با اعتبار

New View

Browse Tools

[+] Rate Results

Sort by: Relevance

(متفاوت با clinical trial) Breast Cancer Screening

Book View Book TOC



Copyright © 2016 Elsevier Inc. All rights reserved.

Was this helpful? Yes or No

توجه!

Breast Cancer

Disease Overview View Full Topic

Ferri's Clinical Advisor 2022 · Ferri, Fred F., MD, FACP

Definition

Breast cancer refers to both in situ and invasive carcinoma of the breast. It can be of either ductal or lobular types. More

Etiology

breast cancer Search

Filter By:

Clear all

Source Type

- Journal Articles 14643
- Full Text Only
- Full Text and MEDLINE
- Meta-analyses 141
- Randomized Control Trials 335
- Narrative Reviews 1533
- Images 5545
- Books 2518
- Clinical Trials 1852
- Guidelines 215
- Clinical Overviews 59

Clinical Overviews

Clinical Trials

Drug Class Overviews

Drug Monographs

Guidelines

Patient Education

Multimedia

Procedure Videos

Clinical Calculators

Clinical Focus

Females

nt neoplasm of the breast, most commonly occurring as ductal present as mammographic abnormality on screening or discovered by physician or by patientDiagnostic testing usua...

gnosis Workup Treatment

the Breast

t is a malignant disease that presents itself as a scaly, sore, the nipple. It represents an extension of a ductal adenocarcinoma of the breast. Microscopically, typical large clear cells (Paget...

Ranieri, Gina, DO; Sciscione, Anthony, DO. Updated January 1, 2022. © 2022.

به عنوان مثال من دنبال تعریفی از واژه ی "SLE" هستم . Systemic Lupus Erythematosus در کتابهای کلینیکال کی



ClinicalKey®

Clinical key چند پیشنهاد ارائه

ali library

می دهد و من روی گزینه مورد نظرم کلیک میکنم .

Search for conditions, treatments, drugs, books, journals, and more

All Types

Systemic Lupus Erythematosus

Search

systemic lupus erythematosus complications

Saved Searches

systemic lupus erythematosus diagnostics

systemic lupus erythematosus differential diagnosis

systemic lupus erythematosus drugs

systemic lupus erythematosus risk factors

systemic lupus erythematosus treatment

systemic lupus erythematosus glomerulonephritis syndrome

Systemic lupus erythematosus disease activity index

systemic lupus erythematosus arthritis

systemic lupus erythematosus of childhood

Diagnose and treat y

Clinical Overviews

Comprehensive clinical topic summaries

Patient Education

Educate and empower your patients

Guidelines

Latest clinical guidelines from leading organizations

Result...



ClinicalKey[®]

All Types



systemic lupus erythematosus risk factors



Search

ali library

New View

Browse Tools

Saved Searches

Search History

Clear filters

Filter By:

Source Type:

Journal Articles 712

Select an Option

Full Text Only

Full Text and MEDLINE

Meta-analyses 2

Randomized Control Trials 1

Narrative Reviews 99

Books 323

Images 201

Clinical Overviews 188

Guidelines 55

[Show More](#)

Specialties:

Advanced Basic Science 21

1444 results

Sort by: Relevance

CLINICAL OVERVIEW

Systemic Lupus Erythematosus

Systemic lupus erythematosus is a chronic, multisystem autoimmune disease characterized by production of a variety of autoantibodies and by complement consumption. Patients typically present with constitutional symptoms (eg, fever, fatigue, weight l...

Updated July 7, 2023. © 2023.

Jump to [Summary](#) [Diagnosis](#) [Workup](#) [Treatment](#)

CHAPTER EXCERPT

Risk Factors and Dialysis

Treatment of Systemic Lupus Erythematosus > Comorbidities > Chronic Kidney Disease and End-Stage Renal Disease

A recent systematic review and meta-analysis demonstrated decreased risks of LN-associated ESRD between the 1970s and 1990s (15-year risk from over 30% to 22%), which was followed by a plateau and then, surprisingly, by an increased risk in recent...

Firestein & Kelley's Textbook of Rheumatology

Rate Results



تعریفی از واژه ی SLE :

Systemic Lupus Erythematosus

تورق سریع
در این فصل
از کتاب



- Key Points
- Clinical Course and General Treatment Strategy
- Key Points
- Patient and Physician Preferences
- Drugs Used in the Treatment of Systemic Lupus Erythematosus
- Key Points
- Glucocorticoids
- Anti-malarial Drugs
- Immunosuppressive and Cytotoxic Drugs
- Mycophenolate Mofetil
- Calcineurin Inhibitors
- Cyclosporin A

Browse ▼ Tools ▼

Find 'systemic lupus erythematosus risk factors' in this Chapter or Book

BOOK CHAPTER

Treatment of Systemic Lupus Erythematosus

Antonis Fanouriakis, Bertias George and Dimitrios T. Boumpas

Firestein & Kelley's Textbook of Rheumatology, 86, 1437-1459.e7

KEY POINTS

Treatment in systemic lupus erythematosus (SLE) should aim at remission—or, if this is not feasible—at low disease activity, and prevention of flares.

Drug toxicity, especially from glucocorticoids, should be minimized.

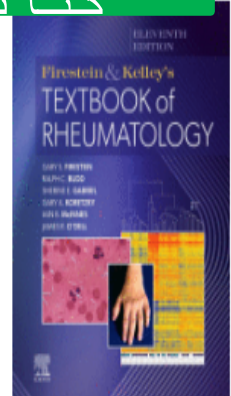
Hydroxychloroquine (HCQ) is recommended for all patients with SLE who do not have contraindications.

Hydroxychloroquine dose should not exceed 5 mg/kg real body weight with ophthalmologic evaluation at baseline, 5 years later, and yearly thereafter.

SLE with severe, major organ involvement is usually managed with high-dose glucocorticoids (GC) and pulse therapy with intravenous cyclophosphamide (CYC).

In moderately severe lupus nephritis (LN), mycophenolate mofetil (MMF) is equally effective and

د انلود
این فصل
از
کتاب



Firestein & Kelley's
Textbook of
Rheumatology

Eleventh Edition

Copyright © Elsevier, Inc. All rights reserved.



اطلاعات
کتاب

نحوه جستجوی اطلاعات دارویی در سایت Clinical Key

اطلاعات دارویی در این پایگاه را از دو جهت
می توان پیدا کرد :

❖ وقتی بخواهیم اطلاعاتی در مورد داروی خاصی به دست
آوریم .

❖ وقتی بخواهیم بدانیم برای یک بیماری چه دارویی
مورد استفاده قرار می گیرد ؟

Drug monographs in Clinical Key!

• روش اول:

در کادر اصلی جستجو نام داروی مورد نظر را تایپ کرده و محتوا را بر روی Drug monographs قرار می دهیم.

در مورد داروی Mometasone می خواهیم اطلاعاتی به دست آوریم. تعداد 6 رکورد در مورد داروی مومتازون نشان داده می شود. بر روی هر

The screenshot shows the ClinicalKey search interface. The search bar contains 'Mometasone' under the 'Drugs' category. The results are sorted by 'Relevance' and show 6 results. The first result is a 'DRUG MONOGRAPH' for 'Mometasone'. The second result is a 'DRUG MONOGRAPH' for 'Olopatadine; Mometasone'. The third result is a 'DRUG MONOGRAPH' for 'Formoterol; Mometasone'. The right sidebar shows the 'Mometasone' drug overview, including a description: 'Mometasone is a synthetic corticosteroid with anti-inflammatory, antipruritic, and vasoconstrictive properties; products are available in topical, nasal, and inhaled dosage forms. Mometasone is used topically to relieve the inflammatory and pruritic manifestations of corticosteroid-responsive dermatoses and psoriasis. 4185655944 Most mometasone products are of medium-potency; however, the mometasone ointment is considered more potent. 51799 Topical mometasone is resistant to metabolism in the skin, and repeated applications may lead to a depot effect and prolonged actions and an increased risk of systemic absorption. Nasal sprays treat symptoms of perennial or seasonal allergic rhinitis, and sinus implants containing mometasone are used to reduce inflammation and the recurrence of nasal polyps following sinus surgery. 418016052262696 Rhinitis guidelines strongly recommend intranasal corticosteroids as the preferred medication when choosing monotherapy for persistent allergic rhinitis;...'.

Filter By: Clear filters X

Source Type:

- Journal Articles (578)
- Select an Option
 - Full Text Only
 - Full Text and MEDLINE
- Meta-analyses (5)
- Randomized Control Trials (23)
- Narrative Reviews (135)
- Books (88)
- Clinical Trials (50)
- Images (27)
- Patient Education (20)
- Drug Monographs (6)

Show More V

6 results

Sort by: Relevance V

DRUG MONOGRAPH

Mometasone

Mometasone is a synthetic corticosteroid with anti-inflammatory, antipruritic, and vasoconstrictive properties; products are available in topical, nasal, and inhaled dosage forms. Mometasone is used topically to relieve the inflammatory and prurit...

Elsevier Drug Information. Published November 29, 2023.

DRUG MONOGRAPH

Olopatadine; Mometasone

Olopatadine; mometasone nasal spray is a combination of olopatadine, a histamine-1 antagonist (H1-blocker) and mometasone, a corticosteroid. It is used for the treatment of symptoms of seasonal allergic rhinitis in adult and pediatric patients 12 ...

Elsevier Drug Information. Published November 29, 2023.

DRUG MONOGRAPH

Formoterol; Mometasone

Formoterol; mometasone is a combination of an inhaled corticosteroid (ICS), mometasone, and a long-acting beta₂ agonist (LABA), formoterol. It is administered by

Mometasone

Drug Overview [View Full Topic](#)

Drug Monograph

Description

Mometasone is a synthetic corticosteroid with anti-inflammatory, antipruritic, and vasoconstrictive properties; products are available in topical, nasal, and inhaled dosage forms. Mometasone is used topically to relieve the inflammatory and pruritic manifestations of corticosteroid-responsive dermatoses and psoriasis. 4185655944 Most mometasone products are of medium-potency; however, the mometasone ointment is considered more potent. 51799 Topical mometasone is resistant to metabolism in the skin, and repeated applications may lead to a depot effect and prolonged actions and an increased risk of systemic absorption. Nasal sprays treat symptoms of perennial or seasonal allergic rhinitis, and sinus implants containing mometasone are used to reduce inflammation and the recurrence of nasal polyps following sinus surgery. 418016052262696 Rhinitis guidelines strongly recommend intranasal corticosteroids as the preferred medication when choosing monotherapy for persistent allergic rhinitis;...

More

Drug monographs in Clinical Key!

• روش دوم :

چنانچه به دنبال جستجوی دارو برای درمان بیماری خاصی هستیم نیز نام بیماری در کادر جستجو نوشته شده و محتوا بر روی Drug monographs قرار



ClinicalKey®

Drugs



asthma



Search

ali library

تعداد نتایج 83 مورد است. با کلیک بر روی نتیجه مورد نظر، اطلاعات دارویی آن نشان

New View

Browse

Tools

Saved Searches

Search History

Clear filters X

Filter By:

Source Type:

Journal Articles 15920

Select an Option

Full Text Only

Full Text and MEDLINE

Meta-analyses 60

Randomized Control Trials 366

Narrative Reviews 1680

Images 1622

Books 885

Clinical Trials 832

Clinical Overviews 209

Drug Monographs 83

Show More

83 results

Sort by: Relevance

DRUG MONOGRAPH

Budesonide; Formoterol

Budesonide; formoterol is a combination of an inhaled corticosteroid (ICS), budesonide, and a long-acting beta-2 agonist (LABA), formoterol. It is administered by oral inhalation twice daily. The combination is indicated for the maintenance treatm...

Elsevier Drug Information. Published November 13, 2023.

DRUG MONOGRAPH

Formoterol; Mometasone

Formoterol; mometasone is a combination of an inhaled corticosteroid (ICS), mometasone, and a long-acting beta-2 agonist (LABA), formoterol. It is administered by oral inhalation twice daily. The combination is indicated for the maintenance treatm...

Elsevier Drug Information. Published November 7, 2023.

DRUG MONOGRAPH

Montelukast

Montelukast is an oral leukotriene receptor antagonists (LTRA). Unlike zafirlukast,

Asthma

Disease Overview

View Full Topic

Ferri's Clinical Advisor 2024 · Ferri, Fred F., MD, FACP

DEFINITION

The National Asthma Education and Prevention Program (NAEPP) guidelines define asthma as “a chronic inflammatory disease of the airways in which many cells and cellular elements play a role: In particular mast cells, neutrophils, eosinophils, T lymphocytes, macrophages, and epithelial cells. In susceptible individuals, this inflammation causes recurrent episodes of coughing (particularly at night or early in the morning), wheezing, breathlessness, and chest tightness. The episodes are usually associated with widespread but variable airflow obstruction that is reversible either spontaneously or as a result of treatment.” **Status asthmaticus**, or acute severe asthma, is a refractory state that does not respond to standard therapy such as inhaled beta-agonists or subcutaneous epinephrine. It may persist for several hours. [More](#)

ETIOLOGY

DIAGNOSIS

Guidelines!

برای پیدا کردن

راهنما های بالینی
از قسمت Guidelines
استفاده می کنیم.
به عنوان مثال یک
راهنما در مورد
بیماری دیابت

The screenshot shows the ClinicalKey search interface. At the top, the search bar contains 'Guidelines' and 'diabetes type 2'. Below the search bar, there are options for 'New View', 'Browse', and 'Tools'. On the left side, there is a 'Filter By' section with 'Source Type' and 'Specialties' filters. The 'Source Type' filter is set to 'Guidelines' (339 results). The 'Specialties' filter is set to 'Diabetes Mellitus Type 2'. The search results are sorted by 'Relevance'. The first result is 'Remission of Type 2 Diabetes: User's Guide' from the 'Canadian Journal of Diabetes', published in November 2022. The second result is 'Remission of Type 2 Diabetes' from the 'Canadian Journal of Diabetes', published in November 2022. On the right side, there is a 'Disease Overview' section for 'Diabetes Mellitus Type 2' with a 'View Full Topic' link. The overview text describes the prevalence and epidemiology of Type 2 diabetes, noting that it is one of the most common chronic diseases, affecting more than 30 million people in the United States and an estimated 366 million worldwide. It also mentions that the prevalence of type 2 diabetes has been increasing in the United States, from approximately 3% of the population in 1995 to more than 9% in 2015.



ClinicalKey*

Guidelines diabetes type 2

New View

Browse Tools

ali library

Search History

Clear filters X

Filter By:

Source Type:

- Journal Articles 18445
- Select an Option
 - Full Text Only
 - Full Text and MEDLINE
- Meta-analyses 139
- Randomized Control Trials 518
- Narrative Reviews 1227
- Clinical Trials 1584
- Images 1520
- Books 443
- Guidelines 339

Show More v

Specialties:

339 results

Sort by: Relevance v

FULL TEXT ARTICLE



Remission of Type 2 Diabetes: User's Guide

Introduction While the "Remission of Type 2 Diabetes" chapter within the Diabetes Canada Clinical Practice Guidelines provides a synthesis of the evidence regarding diabetes remission, this accompanying user's guide is intended to provide practica...

Canadian Journal of Diabetes

Jin, Susie, RPh, CDE, CRE; Bajaj, Harpreet S., MD, MPH, ECNU, FACE; ...Show all. Published November 30, 2022. Volume 46, Issue 8. Pages 762-774. © 2022.

FULL TEXT ARTICLE



Remission of Type 2 Diabetes

Key Messages Type 2 diabetes remission is defined as achieving specified glycated hemoglobin (A1C) thresholds without any antihyperglycemic medications for a minimum of 3 months: remission to prediabetes (A1C between 6.0% and 6.4%) and remission t...

Canadian Journal of Diabetes

MacKay, Dylan, PhD; Chan, Catherine, PhD; ...Show all. Published November 30, 2022. Volume 46,

Diabetes Mellitus Type 2

Disease Overview [View Full Topic](#)

Goldman-Cecil Medicine · Goldman, Lee, MD; Schafer, Andrew I., MD

Epidemiology

Type 2 diabetes is one of the most common chronic diseases, affecting more than 30 million people in the United States and an estimated 366 million worldwide.¹² The prevalence of type 2 diabetes has been increasing in the United States, from approximately 3% of the population in 1995 to more than 9% in 2015.^{13, 14} This increase is in part due to demographic shifts (i.e., the aging of the population), but incidence rates are also increasing and parallel the rise of overweight and obesity as well as increasingly sedentary lifestyles. A similar pattern is observed globally, with projections of 550 million (approximately half undiagnosed) to be affected by 2030. Although type 2 diabetes is being increasingly recognized in obese adolescents and young adults, older age remains a major risk factor for type 2 diabetes. More than one quarter of adults age 65 years and older have diabetes, and another 50% have glucose or HbA_{1c} levels in the impaired or pre-diabetic... [More](#)

Pathobiology

Patient Education آموزش بیمار

- اگر به دنبال اطلاعاتی هستید که در مورد یک بیماری در اختیار بیمار قرار دهید؛ نام بیماری را در کادر جستجو وارد کرده و محتوا را بر روی با زدن کلید

The screenshot shows the ClinicalKey search interface. The search bar contains 'Patient Ed.' and 'cancer of breast'. The search results are filtered to show 11 results, all of which are 'PATIENT EDUCATION' articles. The first result is 'Breast Cancer', which includes a definition, classification, etiology, diagnosis, differential diagnosis, staging, imaging studies, and treatment. The second result is 'Breast Cancer, Female'. The interface also includes a sidebar with filter options for source types and a 'New View' button.

Search Results:

- 11 results**
- PATIENT EDUCATION
- Breast Cancer**
Learn about the causes of and risk factors for breast cancer, and how it is diagnosed. Overview What is breast cancer? Breast cancer begins in breast tissue. Most of the tumors that develop in breast tissue are benign (not cancerous). Some breast tu...
Available to print in **English & Spanish**. American Academy of Family Physicians. Published August 22, 2017.
- PATIENT EDUCATION
- Breast Cancer, Female**
Breast Cancer, Female 2020-06-03 2022-12-08 2022-12-08 Elsevier Patient Education © 2023 Elsevier Inc. 2023 Elsevier Breast Cancer, Female Breast cancer is a malignant growth of tissue (tumour) in the breast. Unlike non-cancerous (benign) tumo...
Available to print in **English, Polish, ...**Show all. Interactive Patient Education. Published October 6, 2023.

Filter By: Clear filters X

Source Type:

- Journal Articles (15425)
- Select an Option
 - Full Text Only
 - Full Text and MEDLINE
- Meta-analyses (87)
- Randomized Control Trials (252)
- Narrative Reviews (1199)
- Images (2000)
- Clinical Trials (1758)
- Books (463)
- Guidelines (224)
- Patient Education (11)

Show More V

Breast Cancer
Disease Overview > View Full Topic
Ferri's Clinical Advisor 2024 - Ferri, Fred F., MD, FACP

DEFINITION

Breast cancer refers to epithelial carcinoma arising from the ducts (ductal) or the lobules (lobular) of the breast that is initially in situ but can progress to become invasive in nature. More

CLASSIFICATION

ETIOLOGY

DIAGNOSIS

DIFFERENTIAL DIAGNOSIS

STAGING

IMAGING STUDIES

TREATMENT

نحوه جستجوی چندرسانه ای ها در سایت Clinical Key

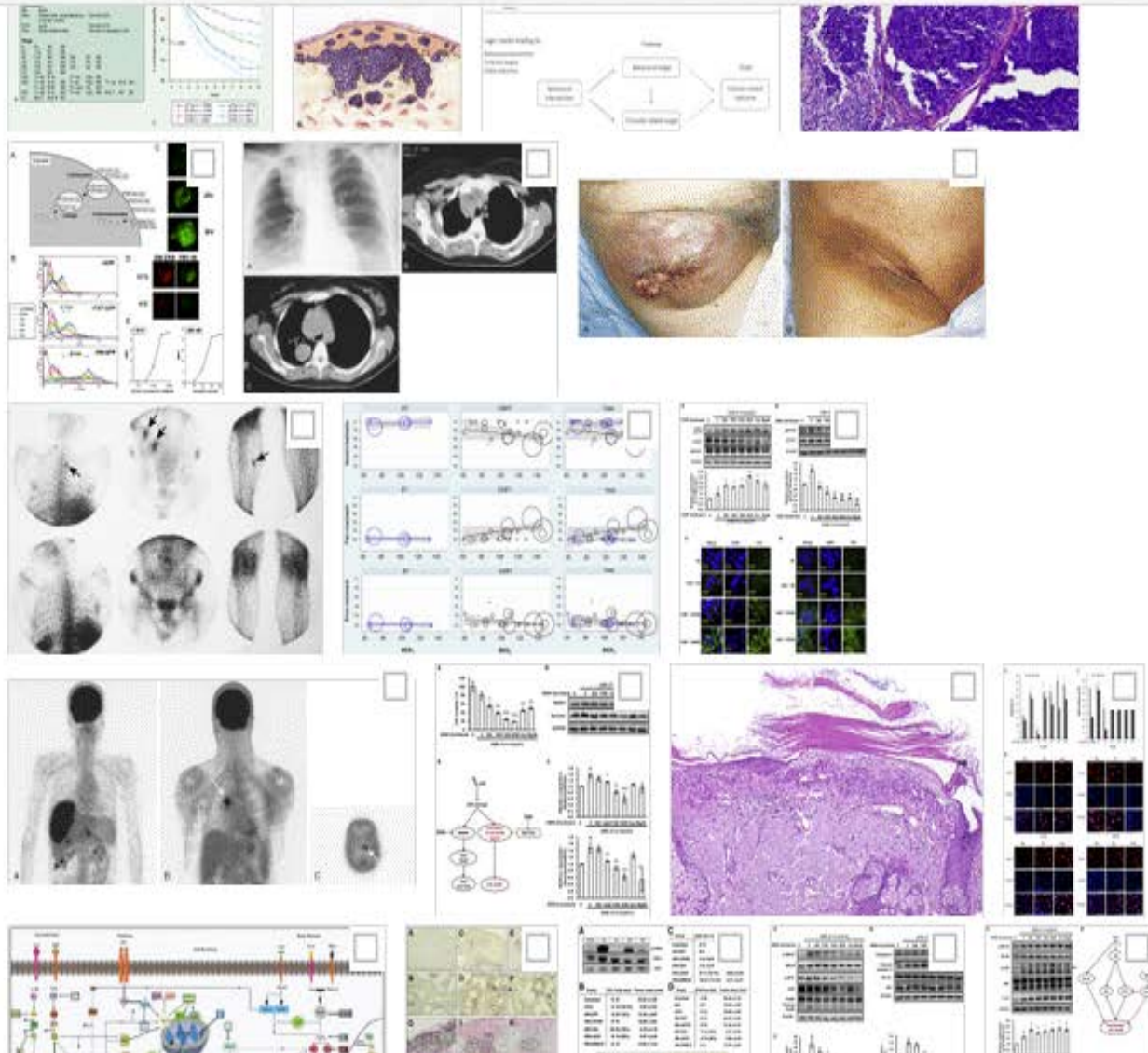
Multimedia



Cancer of the Skin



- Journal Articles
- Full Text Only
- Full Text and MEDLINE
- Systematic Reviews
- Meta-analyses
- Randomized Control Trials
- Narrative Reviews
- Books
- Images
- Clinical Trials
- Patient Education
- Guidelines
- Clinical Overviews
- Drug Monographs
- Videos





VIDEO

Video 1 - Image registration of sequential transparent photographs to localize and detect new versus recurrent tumors in dermatologic and Mohs micrographic surgery

Journal of the American Academy of Dermatology.

Lane, Joshua E., MD, MBA... Published April 1, 2011. Volume 64, Issue 4. Pages 786.e1-786.e2. © 2010.

Multiple digital images of patient demonstrating most recent skin cancer and previous treatment site in this region. Image registration techniques were utilized to determine corresponding anatomic points.



[View full size](#)

برای درست کردن اسلاید می توان چند عکس را با زدن
تیک در مربع کنار آنها انتخاب کرده و گزینه Add to
Presentation را از بالا بزنیم .

(به این منظور ابتدا باید Login شوید)



ClinicalKey®

All Types



breast tissue



Search

ali library

Browse Tools

Saved Searches

Search History

Presentation Maker

My Presentations

+ Create new presentation

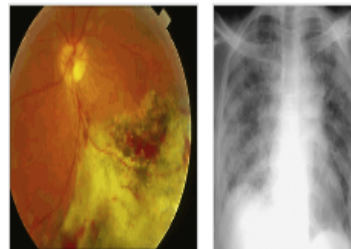
sss

12/13/23

osteoproses

1/23/23

osteoproses [Change](#)



+ Add images from Saved Content

Export

اگر خواهان ویدئوهایی در مورد فرآیندهای درمانی
خاص باشیم میتوانیم از قسمت
procedures videos استفاده کنیم!



ClinicalKey*

Proc. Videos



heart attack

Back to results X

Search

ali library

Browse Tools

Saved Searches

Search History

Find 'heart attack' in this Page

PROCEDURE VIDEOS

Pharmacologic Radionuclide Perfusion Stress Test



All participants in this Procedure gave their written informed consent.

Last Reviewed Date: April 24, 2021

Catherine M. Otto, MD

J. Ward Kennedy-Hamilton Endowed Chair in Cardiology, Professor of Medicine, University of Washington School of Medicine;

Director, Heart Valve Disease Clinic, Associate Director, Echocardiography Laboratory, University of Washington Medical Center, Seattle, Washington

مناسب برای
کادر درمان به ویژه
پیراپزشکی
(ویدئوهای آموزشی
بسیار قدرتمند)

Clinical Calculator!



ClinicalKey

Clin. Calculators

BMI

Back to results

Search

ali library

Browse Tools

Saved Searches

Search History

Find 'BMI' in this Page

CLINICAL CALCULATOR

Body mass index (BMI) percentiles and Z-scores, males 2 to 20 years (CDC)

2023 - EBMCalc In cooperation with Elsevier Drug Information

Body mass index (BMI) percentiles and Z-scores, males 2 to 20 years (CDC)

Input

Age yr

Height cm

Weight kg

Results

Important: Inputs must be complete to perform calculation.

BMI kg/m²

Z-score

Percentile

BMI 95th percentile kg/m²

Decimal Precision

ماشین حساب
های پزشکی:
محاسبه ی
شاخص توده
بدنی

<https://diglib.mui.ac.ir>

<https://centlib.mui.ac.ir/fa/beheshti/menu>

<https://www.aparat.com/muilib>

با کتابخانه رو به جلو
باشید . . . !

Librarians are your friends!

